

**LKTOP**

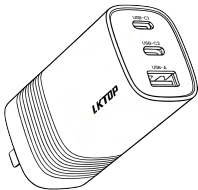
# 67W氮化镓快速充电器

## 67W GaN Fast Charger

User Manual

使用说明

v1.0 2025.10



## 免责声明

感谢您购买LKTOP 67W 氮化镓快速充电器(以下简称“充电器”)。在使用充电器之前,请仔细阅读本声明,一旦使用本产品,即被视为对本声明全部内容的认可和接受。请严格遵守本说明使用该产品,并务必重视注意事项。因用户充电器使用不当而造成的直接或者间接损失与伤害,立刻飞概不负责。

LKTOP为立刻飞所有的注册商标。本文出现的产品名称、品牌等,均为其所属公司的商标或注册商标。本产品及手册为立刻飞版权所有。未经许可,不得以任何形式复制翻印。使用本产品及手册不会追究专利责任。本文档及本产品所有的相关文档最终解释权归立刻飞所有。

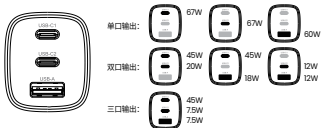
关于不同语言版本的免责声明可能存在差异,中国以中文版为准,其他地区以英文版为准。

## 注意事项

- 使用本产品之前,请仔细阅读并遵循本文及本产品相关的所有安全与合规操作指引。
- 请勿在阳光直射、雨淋或者潮湿环境中使用充电器。
- 充电器应远离热源、高压、水、可燃性气体、腐蚀剂等危险物品。
- 若遇火警,请正确使用干粉灭火器进行灭火,使用液体类灭火器可能会有触电危险。
- 严禁在雷电及雷雨天气中使用充电器。
- 保持充电器内部干燥,切勿进入水、油等液体。
- 充电时,请远离可燃物,切勿将充电器或者电池置于地毯上充电。
- 使用时请将充电器平稳放置,并注意绝缘及防火。
- 请勿用手或其他物体触碰电池接口的金属端子。若金属端子附着异物,请在电源关闭状态用干布擦拭干净。

## 产品介绍

LKTOP 67W氮化镓快速充电器,是一款专为无人机设备打造的充电器,适用于DJI Mini 5 Pro系列飞行器、DJI Flip系列飞行器、DJI Avata 2 系列飞行器、DJI Mini 5 Pro 双向充电管家、LKTOP 100W Mini 5 Pro双向充电管家等无人机智能设备以及可使用USB-C和USB-A接口充电的移动设备。可以满足多台设备同时充电,省时省力,在充电过程中为无人机设备提供持续稳定的电力,让充电变得更加高效便携。

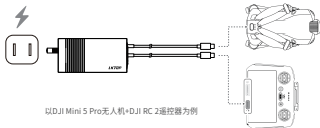


## 产品使用说明

### ·使用充电器

1. 连接充电器到交流电源(100-240V,50/60 Hz)。
2. 在智能飞行电池关闭的状态下,将飞行器与充电器连接。
3. 充电状态下智能飞行电池电量指示灯将会循环闪烁,并指示当前电池电量。
4. 等待设备充满电后(智能飞行电池充满时电量指示灯全部熄灭),请及时拔出相应设备,并关闭充电器电源。

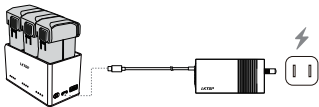
## 产品使用说明



以DJI Mini 5 Pro无人机+DJI RC 2遥控器为例

### · 使用充电管家(以LKTOP 100W Mini 5 Pro双向充电管家为例)

1. 将充电器连接电源接口至交流电源(100-240V,50/60Hz), 同时用USB-C接口连接充电器与LKTOP 100W Mini 5 Pro双向充电管家。
2. 将智能飞行电池插入充电管家的充电口, 充电管家将根据电池的电量由高到低依次为电池充电。
3. 充电状态下智能飞行电池电量指示灯将会循环闪烁, 并指示当前电池电量。
4. 等待设备充满电后(智能飞行电池充满时电量指示灯全部熄灭), 请及时拔出相应设备, 并关闭充电器电源。

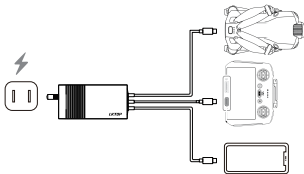


以LKTOP 100W Mini 5 Pro双向充电管家为例

## 产品使用说明

### ·三口同时输出

为无人机飞行器和遥控器快速充电的同时也可为其他支持PD/QC/PPS等快充协议的移动设备快速充电。



以DJI Mini 5 Pro无人机+DJI RC 2 遥控器+手机为例

## 产品规格参数

产品名称： LKTOP 67W 氮化镓快速充电器

产品型号： RCE-6701

输入(USB-C)： 110-240V-50/60Hz 1.5A Max

## 产品规格参数

**输出 (USB-C) :** USB-C1/C2输出:5V=3A,9V=3A,12V=3A,15V=3A,20V=3.25A  
 USB-A输出:3.4-5.5V=5A,5V=3A,9V=3A,12V=3A,20V=3A  
 USB-C1+USB-C2输出:  
 5V=3A,9V=3A,12V=3A,15V=3A,20V=2.25A 45W Max  
 +5V=3A,9V=2.22A,12V=1.67A,15V=1.33A,20V=1A 20W Max  
 USB-C2+USB-A输出:5V=4.8A 24W Max  
 USB-C1+(USB-C2+USB-A)输出:  
 5V=3A,9V=3A,12V=3A,15V=3A,20V=2.25A 45W Max  
 +5V=3A 15W Max

**适配产品:** DJI Mavic 4 Pro/Mavic 3 Pro、DJI Air 3S/Air 3、DJI Avata 2、  
 DJI Goggles 2 电池、DJI Flip、DJI Neo、DJI Mini 5 Pro/4 Pro/Mini 3、  
 DJI Mavic 3系列65W充电管家、DJI Avata 2双向充电管家、  
 DJI Flip并充充电管家、DJI Neo双向充电管家、  
 DJI Mini 5 Pro双向充电管家、  
 DJI Mini 4 Pro/Mini 3系列双向充电管家、  
 LKTOP 100W Mini 5 Pro双向充电管家、  
 LKTOP Mini 4 Pro/Mini 3 系列双向充电管家、  
 LKTOP Neo电池双向充电管家、  
 LKTOP POWER K1闪充电宝/K1S闪充电宝  
 支持其它快充协议 (PD/QC/PPS等) 的电子设备

**产品尺寸:** 68mm x 34mm x 39mm

**产品重量:** 122g±5g

**包装尺寸:** 85mm x 65mm x 47mm

\*测试数据均为实验环境下(室温25℃情况下)测得,仅供参考。

PS:本页面所示重量/尺寸信息均为手工测量,±5g/3-5mm误差属于正常现象,仅供参考。

## Disclaimers

Thank you for purchasing the LKTOP 67W GaN Fast Charger (hereinafter referred to as the "Charger"). Before using the charger, please read this statement carefully. Once using this product, it is considered as recognition and acceptance of all the contents of this statement. Please strictly follow these instructions when using this product, and be sure to pay attention to the precautions. LKF is not responsible for any direct or indirect losses or injuries caused by improper use of the user's charger.

LKTOP is a registered trademark owned by LKF. The product names, brands, etc. mentioned in this article are all trademarks or registered trademarks of their respective companies. This product and manual are copyrighted by LKF. Without permission, no reproduction or reprinting is allowed in any form. The use of this product and manual will not result in patent liability. The final interpretation of this document and all related documents of this product belongs to LKF.

There may be differences in disclaimers for different language versions. The Chinese version shall prevail in China, and the English version shall prevail in other regions.

## Product Usage Precautions

· Before using this product, please carefully read and follow all safety and compliance operating instructions related to this article and this product.

· Do not use the charger in direct sunlight, rain, or humid environments.

· The charger should be kept away from hazardous materials such as heat sources, high voltage, water, flammable gases, and corrosive agents.

· In case of a fire alarm, please use dry powder fire extinguishers correctly to extinguish the fire. Using liquid fire extinguishers may pose a risk of electric shock.

· It is strictly prohibited to use chargers during thunderstorms and thunderstorm weather.

· Keep the inside of the charger dry and do not allow water, oil, or other liquids to enter.

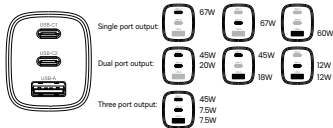
· When charging, please stay away from flammable materials and do not place the charger or battery on the carpet for charging.

· Please place the charger steadily and pay attention to insulation and fire prevention when using it.

· Do not touch the metal terminals of the battery interface with your hands or other objects. If foreign objects are attached to the metal terminals, please wipe them clean with a dry cloth when the power is turned off.

## Product Introduction

LKTOP 67W GaN Fast Charger is a charger specially designed for drone devices, suitable for DJI Mini 5 Pro series aircraft, DJI Flip series aircraft, DJI Avata 2 series aircraft, DJI Mini 5 Pro Two-Way Charging Hub, LKTOP 100W Mini 5 Pro Two-Way Charging Hub and other smart drone devices, as well as mobile devices that can be charged using USB-C and USB-A interfaces. It can meet the needs of multiple devices charging simultaneously, saving time and effort. During the charging process, it provides continuous and stable power for drone devices, making charging more efficient and portable.

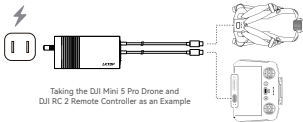


## Product Instructions

### Using the Charger

1. Connect the charger to an AC power supply (100-240V, 50/60 Hz).
2. With the Intelligent Flight Battery turned off, connect it to the charger.
3. During charging, the battery level indicators on the Intelligent Flight Battery will cycle through, showing the current charge level.
4. Once the device is fully charged (all indicators on the Intelligent Flight Battery will turn off), promptly disconnect the device and turn off the charger.

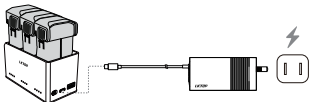
## Product Instructions



### · Using Charging Hub

(Taking LKTOP 100W Mini 5 Pro Two-Way Charging Hub as an Example)

1. Connect the charger to a wall outlet (100–240V, 50/60 Hz) via its power port. Then, use a USB-C cable to connect the charger to the LKTOP 100W Mini 5 Pro Two-Way Charging Hub.
2. Insert the Intelligent Flight Batteries into the charging ports of the hub. The hub will automatically charge the batteries sequentially, starting with the one that has the highest current charge level.
3. During charging, the battery level indicators on each Intelligent Flight Battery will cycle through, displaying their current charge levels.
4. Once all devices are fully charged (all indicators on the batteries will turn off), disconnect them and turn off the charger.

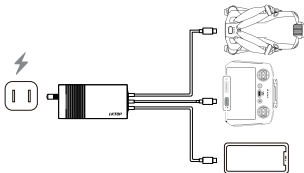


Taking LKTOP 100W Mini 5 Pro Two-Way Charging Hub as an Example

## Product Instructions

### - Triple-Port Simultaneous Output

The hub can simultaneously provide fast charging for your drone, the remote controller, and another mobile device that supports PD/QC/PPS fast-charging protocols.



Taking DJI Mini 5 Pro Drone+DJI RC 2 Remote Controller+Mobile Phone as an Example

## Product Parameters

Product Name:	LKTOP 67W GaN Fast Charger
Product Model:	RCE-6701
Input (USB-C):	110-240V ~ 50/60Hz 1.5A Max
Output (USB-C):	USB-C1/C2 Output: 5V=3A,9V=3A,12V=3A,15V=3A,20V=3.25A USB-A Output: 3.4-5.5V=5A,5V=3A,9V=3A,12V=3A,20V=3A

**Output (USB-C):** USB-C1+USB-C2 Output:  
 5V=3A,9V=3A,12V=3A,15V=3A,20V=2.25A 45W Max  
 +5V=3A,9V=2.22A,12V=1.67A,15V=1.33A,20V=1A 20W Max  
 USB-C2+USB-A Output:5V=4.8A 24W Max  
 USB-C1+(USB-C2+USB-A)Output:  
 5V=3A,9V=3A,12V=3A,15V=3A,20V=2.25A 45W Max  
 +5V=3A 15W Max

**Compatible Products:** DJI Mavic 4 Pro/Mavic 3 Pro ,DJI Air 3S/Air 3,DJI Avata 2,DJI Flip,  
 DJI Goggles 2 Battery,DJI Neo,DJI Mini 5 Pro/4 Pro/Mini 3,  
 DJI Mavic 3 Series 65W Charging Hub,DJI Air 3S Charging Hub,  
 DJI Avata 2 Two-Way Charging Hub,DJI Flip Parallel Charging Hub,  
 DJI Neo Two-Way Charging Hub,DJI Mini 5 Pro Two-Way Charging Hub,  
 DJI Mini 4 Pro/Mini 3 Series Two-Way Charging Hub,  
 LKTOP 100W Mini 5 Pro Two-Way Charging Hub,  
 LKTOP Mini 4 Pro/Mini 3 Series Two-Way Charging Hub,  
 LKTOP Neo Battery Two-Way Charging Hub,  
 LKTOP POWER K1/ K1S,  
 Other electronic devices that support fast-charging protocols  
 (e.g., PD/QC/PPS)

**Product Size:** 68mm x 34mm x 39mm

**Product weight:** 122g±5g

**Packaging Size:** 85mm x 65mm x 47mm

\*The test data were obtained under experimental conditions (at room temperature of 25 °C) and are for reference only.  
 PS: The weight/size information shown on this page is manually measured, and an error of ± 5g/3-5mm is a normal phenomenon and is for reference only.

## WE ARE HERE FOR YOU

### 在线技术支持



Scan Wechat  
Obtain Technical Support  
微信扫一扫获取技术支持



Scan Wechat  
Follow LKTOP Official Account  
微信扫一扫关注LKTOP公众号



Scan QR code  
Visit LKTOP Official Website  
扫描二维码访问LKTOP官方网站

This manual is subject to updates without prior notice.

本手册如有更新，恕不另行通知。

You can check the latest version on the LKTOP official website

您可以在LKTOP官方网站查询最新版本

<https://www.lktop.cn>

If you have any questions or suggestions about the manual,  
please contact us via the following email:

如果您对说明书有任何疑问或建议，请通过以下电子邮箱联系我们：

[service@lktop.cn](mailto:service@lktop.cn)

LKTOP is a trademark of LKF.

LKTOP 是立刻飞的高标。

Copyright © 2025 立可拓版权所有