

LKTOP

100W氮化镓充电器

100W GaN Charger

User Manual

用户手册

V1.0 2025.03



免责声明

感谢您购买LKTOP 100W 氮化镓充电器(以下简称“充电器”)。在使用充电器之前,请仔细阅读本声明,一旦使用本产品,即被视为对本声明全部内容的认可和接受。请严格遵守本说明使用该产品,并务必重视注意事项。因用户充电器使用不当而造成的直接或者间接损失与伤害,立刻飞概不负责。

LKTOP为立刻飞所有的注册商标。本文出现的产品名称、品牌等,均为其所属公司的商标或注册商标。本产品及手册为立刻飞版权所有。未经许可,不得以任何形式复制翻印。使用本产品及手册不会追究专利责任。本文档及本产品所有的相关文档最终解释权归立刻飞所有。

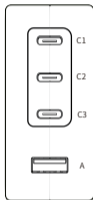
关于不同语言版本的免责声明可能存在差异,中国以中文版为准,其他地区以英文版为准。

注意事项

- 使用本产品之前,请仔细阅读并遵循本文及本产品相关的所有安全与合规操作指引。
- 请勿在阳光直射、雨淋或者潮湿环境中使用充电器。
- 充电器应远离热源、高压、水、可燃性气体、腐蚀剂等危险物品。
- 若遇火警,请正确使用干粉灭火器进行灭火,使用液体类灭火器可能会有触电危险。
- 严禁在雷电及雷雨天气中使用充电器。
- 保持充电器内部干燥,切勿进入水、油等液体。
- 使用时请将充电器平稳放置,并注意绝缘及防火。
- 充电时,请远离可燃物,切勿将充电器或者电池置于地毯上充电。
- 请勿用手或其他物体触碰充电插头。若充电插头附着异物,请在电源关闭状态用干布擦拭干净。

产品介绍

LKTOP 100W氮化镓充电器,是一款专为无人机设备打造的充电器,适用于DJI Mavic 3系列飞行器、DJI Air 3系列飞行器、DJI Avata 2、LKTOP 200W Air 3 充电管家、LKTOP Mini 4 Pro/Mini 3系列双向充电管家等无人机智能设备以及可使用USB-C和USB-A接口充电的移动设备。可以满足多台设备同时充电,省时省力,在充电过程中为无人机设备提供持续稳定的电力,让充电变得更加高效便携。



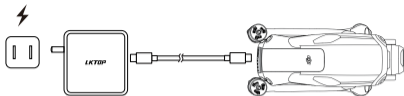
单口输出:						
双口输出:						
三口输出:						
四口输出:						

产品使用说明

·使用充电器

- 1.连接充电器到交流电源(100-240V,50/60 Hz)。
- 2.在智能飞行电池关闭的状态下,将飞行器与充电器进行连接。
- 3.充电状态下智能飞行电池电量指示灯将会循环闪烁,并指示当前电池电量。
- 4.等待设备充满电后(智能飞行电池充满时电量指示灯全部熄灭),请及时拔出相应设备,并关闭充电器电源。

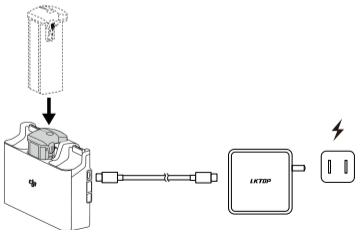
产品使用说明



以DJI Air 3S 系列飞行器为例

·使用充电管家

- 1.将充电器连接电源接口至交流电源(100-240V,50/60Hz),用USB-C1/USB-C2/USB-C3接口连接充电器与DJI Air 3系列充电管家。
- 2.将智能飞行电池插入充电管家的充电口,充电管家将根据电池的电量由高到低依次为电池充电。
- 3.充电状态下智能飞行电池电量指示灯将会循环闪烁,并指示当前电池电量。
- 4.等待设备充满电后(智能飞行电池充满时电量指示灯全部熄灭),请及时拔出相应设备,并关闭充电器电源。

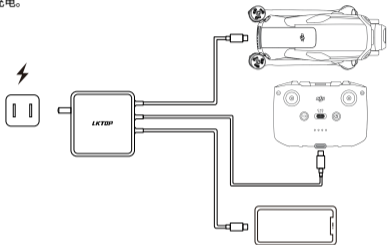


以DJI Air 3 系列充电管家为例

产品使用说明

·多口同时输出

为无人机飞行器和遥控器快速充电的同时也可为其他支持PD/QC/PPS等快充协议的移动设备快速充电。



以DJI Air 3S 系列飞行器+DJI RC -N3 遥控器+手机为例

产品规格参数

产品名称: LKTOP 100W 氮化镓充电器

产品型号: LCY-100P

输入参数: 100~240V 50/60Hz 2.3A Max

产品规格参数

输出参数： USB-C1/USB-C2/USB-C3输出：5V=3A,9V=3A,12V=3A,15V=5A,20V=5A 100W Max
 USB-A输出：5V=3A,9V=2A,10V=2.25A,12V=1.5A 22.5W Max
 (USB-C1+USB-C2)/(USB-C1+USB-C3)/(USB-C2+USB-C3)输出：100W Max
 USB-C1/USB-C2/USB-C3+USB-A输出：97.5W Max
 USB-C1+USB-C2+USB-C3输出：100W Max
 USB-C1+USB-C2+USB-A/USB-C1+USB-C3+USB-A/USB-C2+USB-C3+USB-A输出：97.5W Max
 USB-C1+USB-C2+USB-C3+USB-A输出：97W Max
 总功率：100W Max

适配清单： DJI Mavic 3 Pro、DJI Mavic 3 Pro Cine、DJI Mavic 3 Classic、DJI Mavic 3、DJI Mavic 3 Cine、DJI Mavic 3T、DJI Mavic 3E、DJI Air 3S、DJI Air 3、DJI Avata 2、DJI Goggles 2 电池、DJI Flip、DJI Mini 4 Pro、DJI Mini 3、DJI Neo、DJI Mavic 3 系列 100W充电管家、DJI Mavic 3系列充电管家、DJI Air 3S充电管家、DJI Avata2 双向充电管家、DJI Flip并充充电管家、DJI Mini 4 Pro/Mini 3系列双向充电管家、DJI Neo双向充电管家、LKTOP 200W Air 3三通道充电管家、LKTOP 100W Avata 2双向充电管家、LKTOP Mini 4 Pro/Mini 3系列双向充电管家(MM433-37)、LKTOP 100W Mini 4 Pro/Mini 3系列双向充电管家(MM433-100)、LKTOP Neo电池双向充电管家、LKTOP Neo电池智能充电盒、LKTOP POWER K1闪充宝
 支持其它快充协议(PD/QC/PPS等)的电子设备

产品尺寸： 73.5 x 70 x 32 mm

产品重量： 236g±5g(不含包装)

包装尺寸： 115 x 98 x 38 mm

*测试数据均为实验环境下(室温25°C情况下)测得,仅供参考。

PS:本页面所示重量/尺寸信息均为手工测量,±5g/3-5mm误差属于正常现象,仅供参考。

Disclaimers

Thank you for purchasing a LKTOP 100W GaN Charger (hereinafter referred to as the Charger). Before using the charger, please read this statement carefully. Once using this product, it is considered as recognition and acceptance of the entire content of this statement. Please strictly follow these instructions when using this product and pay attention to precautions. Our company is not responsible for any direct or indirect losses or injuries caused by improper use of the charger by the user.

LKTOP is a registered trademark of LKF. The product names and brands mentioned in this article are trademarks or registered trademarks of their respective companies. This product and manual are copyrighted by LKF. Without permission, no reproduction or copying is allowed in any form. The use of this product and manual will not be subject to patent liability, and the final interpretation rights of this document and all related documents of this product belong to LKF.

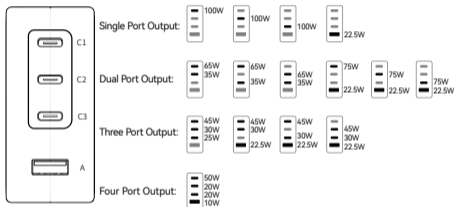
There may be differences in disclaimers for different language versions. The Chinese version shall prevail in China, and the English version shall prevail in other regions.

Product Usage Precautions

- Before using this product, please carefully read and follow all safety and compliance operating instructions related to this article and this product.
- Do not use the charger in direct sunlight, rain, or humid environments.
- The charger should be kept away from hazardous materials such as heat sources, high voltage, water, flammable gases, and corrosive agents.
- In case of a fire alarm, please use dry powder fire extinguishers correctly to extinguish the fire. Using liquid fire extinguishers may pose a risk of electric shock.
- It is strictly prohibited to use chargers during thunderstorms and lightning weather.
- Keep the inside of the charger dry and do not allow water, oil, or other liquids to enter.
- Please place the charger steadily and pay attention to insulation and fire prevention when using it.
- When charging, please stay away from flammable materials and do not place the charger or battery on the carpet for charging.
- Do not touch the charger plug with your hands or other objects. If foreign objects are attached to the metal plug, please wipe them clean with a dry cloth when the power is turned off.

Product Introduction

LKTOP 100W GaN Charger is a charger designed specifically for drone devices, suitable for DJI Mavic 3 Series Drone, DJI Air 3 Series Drone, DJI Avata 2, LKTOP 200W Air 3 Charging Hub, LKTOP Mini 4 Pro/Mini 3 Series Two-way Charging Hub and other unmanned smart devices, as well as mobile devices that can be charged using USB-C and USB-A interfaces. It can meet the needs of multiple devices charging simultaneously, saving time and effort. During the charging process, it provides continuous and stable power for drone devices, making charging more efficient and portable.

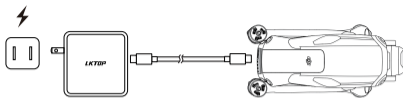


Product Instructions

Using This Charger

1. Connect the charger to an AC power source (100-240V, 50/60 Hz).
2. Connect the drone to the charger while the intelligent flight battery is turned off.
3. In the charging state, the intelligent flight battery level indicator light will cycle and flash, indicating the current battery level.
4. Wait for the device to be fully charged (when the intelligent flight battery is fully charged, all the battery indicator lights will turn off), please unplug the corresponding device in a timely manner and turn off the charger power.

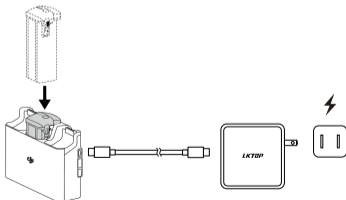
Product Instructions



Taking DJI Air 3S Series Drone as an Example

· Using With Charging Hub

1. Connect the charger to the power interface of an AC power source (100-240V, 50/60Hz), and use the USB-C1/USB-C2/USB-C3 port to connect the charger to the DJI Air 3 Series Charging Hub.
2. Insert the intelligent flight battery into the charging slot of the charging hub, and the charging hub will charge the battery in order from high to low according to the battery level.
3. The intelligent flight battery level indicator light will cycle and flash while charging, indicating the current battery level.
4. After the device is fully charged (when the intelligent flight battery is fully charged, the battery indicator light will all turn off), please unplug the corresponding device in a timely manner and turn off the charger power.

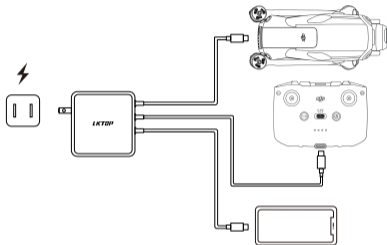


Taking DJI Air 3 Series Charging Hub as an Example

Product Instructions

·Using Multiple Ports Simultaneously

It can quickly charge a drone and remote controller, as well as other mobile devices that support fast charging protocols such as PD/QC/PPS.



Taking DJI Air 3S Drone + DJI RC-N3
Remote Controller + Mobile Phone as an Example

Product Specifications

Product Name : LKTOP 100W GaN Charger

Product Model : LCY-100P

Input Parameter : 100~240V 50/60Hz 2.3A Max

Product Specifications

Output Parameters :	USB-C1/USB-C2/USB-C3 output: 5V \leq 3A, 9V \leq 3A, 12V \leq 3A, 15V \leq 5A, 20V \leq 5A 100W Max USB-A output: 5V \leq 3A, 9V \leq 2A, 10V \leq 2.25A, 12V \leq 1.5A 22.5W Max (USB-C1+USB-C2)/(USB-C1+USB-C3)/(USB-C2+USB-C3) output: 100W Max USB-C1/USB-C2/USB-C3+USB-A output: 97.5W Max USB-C1+USB-C2+USB-C3 output: 100W Max USB-C1+USB-C2+USB-A/USB-C1+USB-C3+USB-A/ USB-C2+USB-C3+USB-A output: 97.5W Max USB-C1+USB-C2+USB-C3+USB-A output: 97W Max Total power: 100W Max
---------------------	--

Adapted Products :	DJI Mavic 3 Pro, DJI Mavic 3 Pro Cine, DJI Mavic 3 Classic, DJI Mavic 3, DJI Mavic 3 Cine, DJI Mavic 3T, DJI Mavic 3E , DJI Air 3S, DJI Air 3, DJI Avata 2, DJI Goggles 2 battery, DJI Flip, DJI Mini 4 Pro, DJI Mini 3, DJI Neo, DJI Mavic 3 Series 100W Charging Hub, DJI Mavic 3 Series Charging Hub, DJI Air 3S Charging Hub, DJI Avata2 Two-way Charging Hub, DJI Flip Parallel Charging Hub, DJI Neo Two-way Charging Hub, DJI Mini 4 Pro/Mini 3 Series Two-way Charging Hub, DJI Neo Two-way Charging Hub, LKTOP 200W Air 3 Three-way Charging Hub, LKTOP 100W Avata 2 Two-way Charging Hub, LKTOP Mini 4 Pro/Mini 3 Series Two-way Charging Hub (MM433-37), LKTOP 100W Mini 4 Pro/Mini 3 Two-way Charging Hub (MM433-100), LKTOP Neo Battery Two-way Charging Hub, LKTOP Neo Battery Smart Charging Case, LKTOP POWER K1, Electronic devices that support other fast charging protocols (PD/QC/PPS, etc.)
--------------------	--

Product Specifications

Product Size : 73.5 x 70 x 32 mm

Product Weight: 236g ± 5g (Excluding packaging)

Packaging Size : 115 x 98 x 38 mm

*The test data were obtained under experimental conditions (at room temperature of 25 °C) and are for reference only.

PS: The weight/size information shown on this page is manually measured, and an error of ± 5g/3-5mm is a normal phenomenon and is for reference only.

Compliance Information

This device complies with Part 15 of the FCC Rules. Operation is subject to the following two conditions: (1) this device may not cause harmful interference, and (2) this device must accept any interference received, including interference that may cause undesired operation.

Compliance Information

FCC Statement

This device complies with part 15 of the FCC Rules. Operation is subject to the following two conditions: (1) This device may not cause harmful interference, and (2) this device must accept any interference received, including interference that may cause undesired operation.

Warning: Changes or modifications not expressly approved by the party responsible for compliance could void the user's authority to operate the equipment.

Note:

This equipment has been tested and found to comply with the limits for a Class B digital device, pursuant to part 15 of the FCC Rules. These limits are designed to provide reasonable protection against harmful interference in a residential installation. This equipment generates, uses and can radiate radio frequency energy and, if not installed and used in accordance with the instructions, may cause harmful interference to radio communications. However, there is no guarantee that interference will not occur in a particular installation. If this equipment does cause harmful interference to radio or television reception, which can be determined by turning the equipment off and on, the user is encouraged to try to correct the interference by one or more of the following measures:

- Reorient or relocate the receiving antenna.
- Increase the separation between the equipment and receiver.
- Connect the equipment into an outlet on a circuit different from that to which the receiver is connected.
- Consult the dealer or an experienced radio/TV technician for help.



Altitude Usage Warning:

This charger is designed for use at altitudes below 2000 meters. Using this device at higher altitudes may pose safety risks due to reduced air pressure and insulation properties.



Tropical Climate Usage Warning:

This charger is not suitable for use in tropical climates. Tropical climates are characterized by high temperatures, high humidity, and frequent rainfall, which may affect the performance and safety of the device.

WE ARE HERE FOR YOU

在线技术支持



Scan Wechat
Obtain Technical Support
微信扫一扫 获取技术支持



Scan Wechat
Follow LKTOP Official Account
微信扫一扫 关注LKTOP公众号



Scan QR code
Visit LKTOP Official Website
扫描二维码 访问LKTOP官方网站

This manual is subject to updates without prior notice.
本手册如有更新,恕不另行通知。

You can check the latest version on the LKTOP official website
您可以在LKTOP官方网站查询最新版本
<https://www.lktop.cn>

If you have any questions or suggestions about the manual,
please contact us via the following email:

如果您对说明书有任何疑问或建议,请通过以下电子邮箱联系我们:

service@lktop.cn

LKTOP is a trademark of LKF.
LKTOP 是立刻飞的商标。

Copyright © 2025立刻飞版权所有